


Special instructions for users of Google Chrome

If you are using Google Chrome as your internet browser, and you are having problems opening ELEC Fillable Forms indicated by the  Icon. Follow the instructions below.

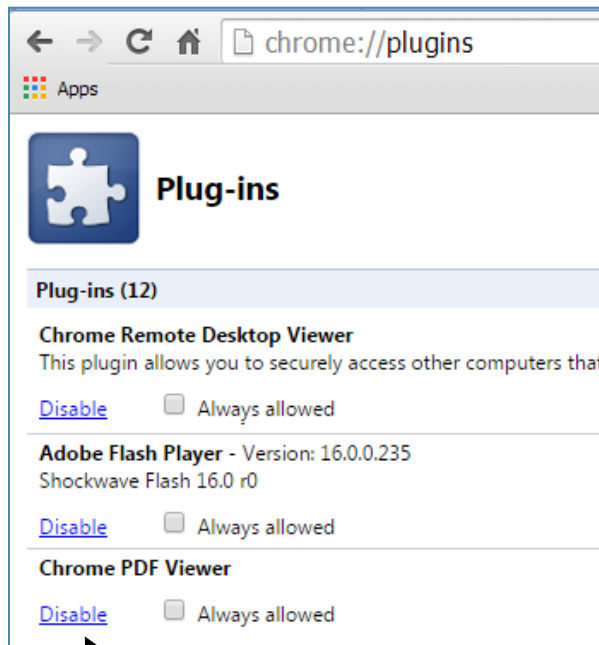
The form may not display properly due to opening with the Chrome PDF viewer. You will need to open the form in Acrobat Reader in order to view and fill in the form properly.

Changing the default PDF Viewer for Google Chrome

Follow these steps to change the default PDF helper application in the Google Chrome browser:

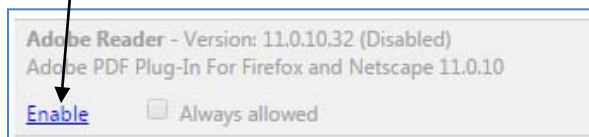
1. Launch your Google Chrome browser.
2. Enter **chrome://plugins** in the navigation bar, and press Enter. You'll see the Chrome Plug-ins panel

Scroll down until you see "Chrome PDF Viewer"



3. Click Disable in the Chrome PDF Viewer section.
4. If you have Adobe Acrobat or Adobe Reader on this machine, you will have a Plug In entry as well. It will be grey and look like the picture below.

Click Enable.



If you don't have Adobe Reader, you must download it first before you will be able to complete the online form.